

New Leader's Guide to Success





Table of Contents

| | |
|---|----|
| Welcome to Girl Scouts | 3 |
| You—A Girl Scout Leader | 4 |
| Let's Get Started | 5 |
| Troop Leader Training Path | 5 |
| Volunteer Resources..... | 6 |
| The Girl Scout Leadership Experience | 7 |
| What Is The Girl Scout Program | 7 |
| Where Girl Scouts Can Take Your Girls | 8 |
| What Makes A Successful Troop Experience..... | 9 |
| Guiding Your Troop Experience..... | 10 |
| Your Troop Parent Team..... | 10 |
| Family Connections | 11 |
| Your First Troop Meeting..... | 12 |
| Keeping Girls Safe..... | 13 |
| Money FAQs | 14 |
| Quick References..... | 15 |
| Council Contact Information..... | 16 |

Girl Scout Promise


On my honor, I will try:
 To serve God and my country,
 To help people at all times,
 And to live by the Girl Scout Law.

Girl Scout Law

I will do my best to be
 honest and fair,
 friendly and helpful,
 considerate and caring,
 courageous and strong, and
 responsible for what I say and do,
 and to
 respect myself and others,
 respect authority,
 use resources wisely,
 make the world a better place, and
 be a sister to every Girl Scout.

Our Mission

Girl Scouting builds girls of courage,
 confidence, and character, who make
 the world a better place.



New Leader's
 Guide to Success

*Members may substitute for the word God in accordance with their own spiritual beliefs.

Welcome to Girl Scouts!

Thank you for becoming a Girl Scout leader!

We're so excited to have you join the Girl Scout Movement.

Girl Scouts helps girls empower themselves to stand up and make a difference. By cultivating girls' leadership skills, we prepare them to overcome challenges and advocate for their ideas now and in the future. With an emphasis on self-discovery, character building, and community impact, Girl Scouts helps girls become a powerful force for good in the world.

No matter where or how you volunteer, you'll make a difference in girls' lives—and this go-to guide will prepare you to effectively lead during your first year as a Girl Scout volunteer. Need help along the way? Let us know! We have various tools, training resources, and people to support you through each step.

You're now a part of our team. We can't wait to see the impact you'll make this year!



I want to personally thank you for your commitment to serve as a troop leader.

I remember as a Brownie troop leader having a sense of satisfaction watching my girls grow and learn and also


growing and learning myself. Volunteering for Girl Scouts has a life changing impact and our Girl Scouts are lucky to have you. With your guidance and support you will help girls unlock their untapped potential in fun and safe ways, helping them build their leadership skills, develop lifelong friendships, and explore their interests.

My staff and I are here to help you in your Girl Scout leader journey with resources and support to make sure that you have a great first year as a troop leader. We can't wait to see the impact you'll make this year.

Yours in Girl Scouting,

A handwritten signature in black ink, appearing to read "Randell M. Bynum".

Randell M. Bynum
Chief Executive Officer
Girl Scouts of Nassau County



New Leader's Guide to Success

You—A Girl Scout Leader!

Being a Girl Scout leader is an incredible journey along which you'll shape the future by working with girls today. With your guidance, encouragement, and go-getting spirit, your Girl Scouts will be ready to embark on a lifetime of leadership, success, and adventure. And along the way, you'll hone your own leadership style and discover that you'll achieve more than you thought possible!

In Girl Scouting, leadership is about more than “being in charge” or having a title; it's recognizing that you are part of a team and understanding that team's needs and interests.



Leadership is teaching girls:

- That they can do and be anything!
- That they are decision-makers and should own their decisions
- How to live the Girl Scout Law by modeling it for them

As a leader, see yourself as a coach who:

- Guides and instructs, not as a teacher providing rote lessons and activities
- Advises and discusses
- Ensures each girl can carry out her responsibilities within the troop
- Encourages girls to build their skills and their ethics
- Assigns more responsibilities to the girls as they grow and develop

It's important to remember that:

- You can't expect to know everything the girls want to learn
- You'll explore and learn alongside your girls and grow your confidence in the process
- You're not expected to know everything about Girl Scouting, but you should know where to go for information—and to ask for help when you need it



New Leader's Guide to Success

Let's Get Started!



Managing Your Member Experience Online

After your background check is completed and you're approved to serve as a volunteer, you can log into MY GS and your Girl Scout member community. MY GS allows you to manage your member experience online.

On the Troop tab in MY GS, you can see any girls and adults who have signed up for your troop and add new girls to your troop—and the Troop Catalog allows new girls to join your troop where there are available openings.

So far you've completed your required new leader onboarding process. Here are some steps to help you get started with your Girl Scout journey. Come back to this list when you're ready and check off your progress!

Next Steps

- ☐ Explore the Volunteer Toolkit (VTK) to learn more about the Girl Scout Program.
- ☐ Prepare troop meetings and trips with Safety Activity Checkpoints.
- ☐ Understand further details about troop management, troop finances, and more in Volunteer Essentials.
- ☐ Expand your Girl Scout knowledge with GSUSA's Tips for Troop Leaders.



Volunteer Resources

The Volunteer Toolkit

The Volunteer Toolkit (VTK) is your official source for delivering easy, fun troop meetings year-round!

This fully customizable digital planning tool provides you with Girl Scout program content, award requirements, and other resources, so you can keep your Girl Scout year running smoothly. Accessible on any computer, tablet, or mobile device, the Volunteer Toolkit lets troop leaders:

- Explore meeting topics and program activities with their girls
- Print step-by-step activity guides and shopping list
- Manage girl attendance and track achievements
- Add local events
- Edit the troop roster and update contact information
- Renew members
- Track and share financial information
- Message and share meeting activities with troop families

... plus so much more! Learn more and access the Volunteer Toolkit by logging into MYGS at <https://mygs.girlscouts.org/>

Safety Activity Checkpoints

This guide has everything you need to know to be prepared and keep your girls safe during a range of activities outside the normal Girl Scout troop meeting. It can be found online at:

https://www.gsnc.org/content/dam/girlscouts-gsnc/documents/GS_Safety-Activity-Checkpoints.pdf

Volunteer Essentials

With key information, policies, and procedures that support the safe and consistent delivery of Girl Scout programming to girls across the council, Volunteer Essentials is just that—essential.

By agreeing to be a Girl Scout volunteer, you agree to follow the items outlined in this resource. Volunteer Essentials is updated annually, and the newest version can always be found on our website. Click here: <https://www.gsnc.org/en/for-volunteers/VolunteerEssentials.html>

Tips for Troop Leaders

When you're looking for real-world advice from fellow troop leaders who've been there, this volunteer- to-volunteer resource on the Girl Scouts of the USA website has the tips you need for a successful troop year. Find it at <https://www.girlscouts.org/tipsfortroopleaders>

New Leader's
Guide to Success

The Girl Scout Leadership Experience

What makes Girl Scouts truly unique? Everything is designed especially for, and is tested by, girls! Our program centers around our research-backed Girl Scout Leadership Experience—that is, what girls do and how they do it. Activities are girl-led, which gives girls opportunities to explore leadership roles and “learn by doing” in a cooperative-learning environment.

In Girl Scouts, girls will:

Discover: Every activity girls tackle in Girl Scouts helps them discover who they are, what they care about, and what their talents are.


Connect: Girls collaborate with and learn from other people and expand their horizons. This helps them care about and inspire others locally and globally.

Take Action: As girls connect with and show care for others, they become eager to take action to make the world a better place.

So what does this mean for your troop? Through Girl Scouting, your girls will develop a strong sense of self, demonstrate positive values, seek challenges, solve significant problems in her community, and establish healthy relationships. These aren’t just good qualities—they’re leadership skills that will last a lifetime!

What is the Girl Scout Program?

No matter what excites your girls, they’ll find engaging and fun activities in the four areas that make up the core of the Girl Scout program:



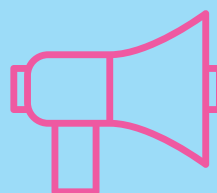
STEM

Computer science, engineering, robotics, outdoor STEM, and more




OUTDOORS

Adventure and skill building, from the backyard to the backcountry, including through camping experiences for all ages



LIFE SKILLS

Civic engagement, healthy living, global citizenship, communication skills—to name a few



ENTREPRENEURSHIP

The Girl Scout Cookie Program—the largest girl-led entrepreneurial program in the world—teaches goal setting, decision making, money management, business ethics, and people skills

Whether they complete Girl Scout Leadership Journeys, earn badges, unleash their inner entrepreneur through the Girl Scout Cookie Program, pack for their first hike, change the world through “Take Action” projects, or any combination of these activities, at Girl Scouts, every girl has countless ways to explore our four program areas and hone the skills they’ll need to power a lifetime of success—whatever that looks like for them.

Explore the many exciting possibilities with the Award and Badge Explorer at https://www.girlscouts.org/en/our-program/badges/badge_explorer.html

Where Girl Scouts Can Take Your Girls




DAISIES
K & 1ST



BROWNIES
2ND & 3RD




JUNIORS
4TH & 5TH



CADETTES
6TH - 8TH



SENIORS
9TH & 10TH



AMBASSADORS
11TH & 12TH

As your girls progress through Girl Scouts, they'll learn to take the reins and make their Girl Scout experiences their own—it's what being girl-led is all about! And as a leader, you'll encourage them to dream big and challenge themselves as they take their new-found passions to the next level.

While program elements—like outdoor expeditions and entrepreneurial ventures—align across all grade levels, Girl Scout Daisies and Brownies won't be doing the same activities as seasoned Seniors and Ambassadors. But by building on the knowledge and skills they gain year after year, your girls' confidence will grow exponentially and they'll be eager to take those next steps.

So what can you expect as they grow through each level of Girl Scouting?

Girl Scout Daisies sparkle with that first-time newness in everything they do. They go on trips, learn about nature and science, and explore the arts and their communities—and so much more. Daisies can also earn learning petals.

Girl Scout Brownies work together as they earn badges and explore their communities. Friendship, fun, and age-appropriate activities begin at the Girl Scout Brownie meeting and move out to the community and the wider world. While earning badges, Brownies build skills, learn hobbies, and have fun!

Girl Scout Juniors are big-idea thinkers. They're explorers at camp and product designers when they earn their Innovation and Storytelling badges, or even their Bronze Award. Every day, they wake up ready to play a new role.

Girl Scout Cadettes chart their own courses and let their curiosity and imagination lead the way. They learn about the power of being a good friend, gain confidence by mentoring younger girls, and can earn their Silver Award.

Girl Scout Seniors are ready to take the world by storm, and Girl Scouts gives them countless ways to do it. Their experiences shape their world, while giving them a safe space to be themselves and explore their interests. Seniors can earn their Gold Award and change the world in a tangible, lasting way.

Girl Scout Ambassadors know that small acts produce big change. While they get ready for life beyond high school, Girl Scouts helps them take flight. They can also earn their Gold Award and drive lasting impact in their communities.

All of the skills and experiences girls gain throughout their time in Girl Scouts set them up for special recognition through the Bronze, Silver, and Gold Awards. Through their award projects, your girls will tackle issues close to their hearts and make a real difference—and if they decide to pursue their Gold Award, they'll also be eligible for unique college scholarships and open doors to promising career opportunities. The longer your girls are in Girl Scouts, the brighter their futures will be—and they'll have you to thank for it!

What Makes a Successful Troop Experience?

No matter where your girls live, a universal Girl Scout experience connects them to their Girl Scout sisters around the country. And there are so many ways to make sure your girls get the full Girl Scout experience in a way that excites and inspires them!



Guiding Your Troop Experience

In leading a new troop, you'll want to guide the structure and experiences of your troop—from how and when meetings are held to how the troop communicates, and from steering girl-led activities to setting financial expectations. You'll make these decisions collaboratively with your volunteer team or co-leader, as well as with input from the girls and their parents/caregivers. Use these questions to guide your conversation with troop volunteers or co-leader before discussing the topics with parents and caregivers.

Meeting logistics:

- When will we meet and for how long? How frequently should we schedule troop meetings?
- Where will we meet? (Troop leader pro tip: great meeting spaces include schools, places of worship, libraries, and community centers. If working with teens, consider meeting at coffee shops, bookstores, or another place they enjoy.)

Your troop:

- Will our troop consist of girls in a single grade level or facilitated as a multi-level troop with girls of many grade levels?

Troop communication:

- How often will we communicate with troop families?
- How will we keep families in the loop? The Volunteer Toolkit? Emails? Group texts?

Money matters:

- How much money will we need to cover supplies and activities?
- Which components of the uniform—the tunic, sash, or vest—will troop families need to purchase? (Troop leader pro tip: get the full rundown on uniforms and insignia at <https://www.girlscouts.org/en/members/for-girl-scouts/uniforms.html>)
- Track your expenses throughout the year to input into the Finance tab in the VTK by the end of June.

Your Parent Volunteer Team

It takes a village to lift up the next generation of leaders; you don't have to embark on your troop leader journey alone! Set the stage for a successful troop year by tapping into the people resources already at your fingertips.

Troop Volunteers

Ask for help! Reach out to parents, caregivers and other adults you know to help you with different aspects of your troop. It is okay to ask for help! They will have their own unique strengths and can provide your troop.

Some members of your volunteer team might play more active roles than others—and that's OK! One caregiver in your troop might step up as a dedicated troop treasurer, while others might volunteer to chaperone a field trip. Some roles, especially those that involve handling troop funds and supervising girls, require additional registration and approval. Be sure those volunteers get signed up before they jump into the fun!

<https://www.gsnc.org/en/for-volunteers/why-volunteer.html>



New Leader's
Guide to Success

Family Connections: The Key Ingredient to Successful Girl Scout Troops!

Girl Scouting provides the best opportunities for girls when families step up and play an active part in the troop. Without meaningful support from parents, it's difficult for a troop to be all it can be. Plus, girls feel a special sense of pride when their families take part and show interest in the things they are doing!

Kick the Year Off Right with a Parents and Caregivers Meeting

A parent and caregiver meeting should be the first meeting you hold to start each troop year—it sets up both new and returning troops for success!

Why? Because it helps:



- Families understand what Girl Scouting can do for their girl
- Families and leaders identify ways they will work as a team to support the troop
- Families and leaders agree about what the troop pays for and what families pay for individually
- You fill key troop positions—you never know which parent will make an awesome assistant leader or troop cookie manager
- Families know how the troop will communicate things like upcoming events or schedule changes
- Families learn about uniforms, books, and other important basics

Outlining clear expectations, building a team, and engaging families in the Girl Scout experience is a great way to start off on the right foot. When families are involved, leaders have support, and when the troop has a plan, girls benefit!

Check out our step-by-step guide and parent meeting outline in the Volunteer Toolkit. (Remember, you can access the Volunteer Toolkit via MY GS!) Additionally, download our **GSNC Parents and Caregivers Info Sheet** for more help on getting organized!

This hour-long meeting will make all the difference in the year ahead: 100% of troops with the most satisfied parents and troop leaders report they hold parent meetings. You'll also want to hold an additional family meeting ahead of cookie season to introduce parents and caregivers to the program and how they can pitch in.

And remember to make family part of the formula! While Girl Scout programming is always focused on the girls themselves, it's important and helpful to open a few events to their families throughout the year.

That said, there's no need to wait for one of these special events to engage parents in their Girl Scouts' troop lives. Keep communication lines open throughout the year—whether it's through your troop's social media page, personal emails, or in-person chats—to keep parents in the loop on what the girls are doing and learning during each meeting, and encourage them to let their daughters “be the expert” at home, by, for example, explaining or teaching a new skill she's learned to the rest of the family.

Let's Go—Your First Troop Meeting!

Your first troop meeting is a great chance to get to know the girls and brainstorm all the exciting things they want to do in the year to come. If you're feeling a little nervous about leading troop meetings and experiences with your girls, that's OK! Just remember that:

It doesn't need to be perfect. Did an activity run over time or something didn't go according to plan? Take a deep breath and roll with the changes! The girls aren't expecting perfection.

Learn with your girls. Keeping activities girl-led also means that at some point, the girls will want to earn a badge or complete a project in a subject unfamiliar to you. Be open with the girls when you don't know something and become their partner in learning more.

Six Elements of a Great Troop Meeting

The only requirement for your meeting? That your girls are laughing, smiling, and having a fun time!

- 1. Ramp up.** Plan activities for the girls on arrival at the meeting so they have something to do until the meeting begins. This could be as simple as coloring pages, journaling, or talking with one another. (5 minutes)
- 2. Opening.** Each troop decides how to open its meetings—most begin with the Girl Scout Promise and Law, a simple flag ceremony, song, game, story, or other activity designed by the girls. (5–10 minutes)
- 3. Troop business.** Collect dues and make announcements, or plan an upcoming event or trip while families are present. (5 minutes)
- 4. Let the fun begin.** Use the meeting plans found in the Volunteer Toolkit! Activities are already designed to fit easily into this part of your meeting as you help your troop earn badges and complete Journeys. (30–45 minutes)
- 5. Clean up.** Because Girl Scouts should always leave a place cleaner than they found it! (5 minutes)
- 6. Closing.** Just like the opening, each troop can decide how to close—with a song, a game, a story, or pretty much anything else! (5–10 minutes)

First meeting checklist:

- ☐ **Cover the basics.** Review the details about when and where the meeting will take place and make sure parents/caregivers are aware.
- ☐ **Get ready.** Use the Volunteer Toolkit to verify your troop roster and email parents.
- ☐ **Know the agenda.** Refer to our “Six Elements of a Troop Meeting” list and the Volunteer Toolkit sample meeting agenda.
- ☐ **Review and practice your agenda.** You'll feel calmer during the actual meeting and ready to make adjustments as needed.
- ☐ **Prepare for fun!** When the girls and parents see that you're prepared for the meeting and ready to have a great time, they'll follow your lead!

New Leader's
Guide to Success

For additional resources, visit the Volunteer Training and Resources page:

<https://www.gsnc.org/en/for-volunteers/volunteer-training.html>.

You can also stop by the Volunteer Resource Center (VRC) at the GSNC Council Service Center:

<https://www.gsnc.org/en/for-volunteers/volunteer-resource-center.html>.

Keeping Girls Safe Understanding How Many Volunteers You Need

From camping weekends to cookie booths, adult volunteers must always be present to ensure their girls have fun and stay safe, no matter their grade level.

Not sure just how many adults you'll need for your activity? The helpful chart below breaks down the minimum number of volunteers needed to supervise a specific number of girls.

| Volunteer- to-Girl Ratio Chart | Group Meetings | | Events, Travel, and Camping | |
|---|--|--|--|--|
| | Two unrelated approved* volunteers (at least one of whom is female) for this number of girls: | Plus one additional volunteer for each additional number of this many girls: | Two unrelated volunteers (at least one of whom is female) for this number of girls: | Plus one additional volunteer for each additional number of this many girls: |
| Girl Scout Daisies (grades K-1) | 12 | 1-6 | 6 | 1-4 |
| Girl Scout Brownies (grades 2-3) | 20 | 1-8 | 12 | 1-6 |
| Girl Scout Juniors (grades 4-5) | 25 | 1-10 | 16 | 1-8 |

Planning Safe Activities

When preparing for any activity with girls, check Girl Scouts' Safety Activity Checkpoints at **<https://www.gsnc.org/en/for-volunteers/VolunteerEssentials/Safety.html>** for required guidelines on where to do the activity, how to include girls with disabilities, where to find both basic and specialized gear for the activity, and the specific steps to follow on the day of the activity. Safety Activity Checkpoints will also note if a first-aider is required.

If a safety activity checkpoint doesn't exist for an activity you and your girls are interested in, contact Customer Care at **customercare@gsnc.org** before making any definite plans.

What to Do in an Emergency

Although you hope the worst never happens, you must observe council procedures for handling accidents and fatalities. At the scene of an accident, first provide all possible care for the injured person. Follow established council procedures for obtaining medical assistance and immediately reporting the emergency. Refer to page 15 of this booklet for council reporting procedures.

Make sure a general first-aid kit is available at your meeting place and accompanies girls on any activity. You may need to provide the kit if one is not already available at your meeting location. You must always have on hand the names and telephone numbers of our council office, parents/caregivers of your girls, and emergency services such as the police, fire department, and hospital.

* An approved volunteer requires a background check and completed appropriate training.



Opening a bank account

New troops will need to set up a bank account to collect dues, pay for troop supplies and activities, and collect product sales revenue.

Volunteer Essentials breaks down the process for you.

Financial assistance

Finances shouldn't stand in the way of a Girl Scout's participation.

Any girl needing financial assistance for membership can request it as part of the online member registration process.

Financial assistance is available for uniform components, events, and camps, by using the following link.

https://www.gsnc.org/content/dam/girlscouts-gsnc/documents/GSNC_FinancialAssistanceForm_English.pdf

For assistance with Council program and events, use this link:

<https://gsnc.wufoo.com/forms/financial-aid-for-program-request/>

Tax exemption: Councils are 501(c)(3) nonprofits, so take advantage of your council's tax-exempt form when purchasing supplies and materials for Girl Scout troop use. Find it on the OLC **<https://member.gsnc.org/login>**



New Leader's
Guide to Success



For questions about:

- **Finance:** customercare@gsnc.org
- **Trips/Travel:** customercare@gsnc.org
- **Safety:** customercare@gsnc.org and <https://www.gsnc.org/en/for-volunteers/VolunteerEssentials/Safety.html>
- **Product Program:** customercare@gsnc.org
- **Or anything else:** customercare@gsnc.org

**IN CASE OF
EMERGENCY,
notify
Girl Scouts of
Nassau County
516-279-1991
customercare@gsnc.org**

After receiving a report of an accident, council staff will immediately arrange for additional assistance at the scene, if needed, and will notify parents/guardians, as appropriate. If a Girl Scout needs emergency medical care as the result of an accident or injury, first contact emergency medical services, and then follow council procedures for accidents and incidents. Your adherence to these procedures is critical, especially with regard to notifying parents or guardians. If the media is involved, let the chief marketing communications officer discuss the incident with media representatives.

In the event of a fatality or other serious accident, the police must be notified and a responsible volunteer must remain at the scene at all times. In the case of a fatality, do not disturb the victim or surroundings and follow police instructions. Do not share information about the accident with anyone but the police, your council and, applicable, insurance representatives or legal counsel.

**New Leader's
Guide to Success**

Council Contact Information

Where we're located and how to connect

Offices

Main Office

110 Ring Rd. West
Garden City, NY 11530
TEL: 516.741.2550
FAX: 516.741.2207
www.gsnc.org
customercare@gsnc.org

Camp Blue Bay

103 Flaggy Hole Rd
East Hampton, NY 11937
TEL: 631.604.2201

All Girl Scout facilities serve as training and program centers, hosting Girl Scout activities, workshops, events, and meetings.

The GSNC Shop is located at our main office, and offers patches, badges, uniforms, books, accessories, and gift items.

Office & Shop Hours

Monday, Tuesday, Wednesday 9:00 AM-5:00 PM
Thursday 9:00 AM-8:00 PM

Or shop online at

<https://www.girlscoutshop.com/NASSAU-COUNTY-COUNCIL>



@gsnc (twitter)



**facebook.com/
girlscoutsofnassaucounty**



**@girlscoutsnassaucounty
(Instagram)**



**girlscoutsofnassaucounty.
blogspot.com (blog)**

girl scouts 
of nassau county

Contact Information

Leader Name: _____

Phone: _____

Email: _____

Leader Name: _____

Phone: _____

Email: _____

Uniform Purchase

For troop meetings, your daughter(s) will need the basic uniform and components we have selected below. Our troop will need to vote on one uniform piece (tunic, vest, sash) to wear. Please let us know what your daughter votes for by insert date. If the voting comes to a tie, we as the leaders will make the selection and let you know the final decision.

The basic uniform and components below are just given to girls. There are no requirements they need to follow to earn them. Therefore, they will not be earning them during our troop meetings. It is suggested that parents go to the shop or order the uniform piece online with their daughter(s), to ensure they choose the right size.

Please purchase everything from the GSNC Shop at 110 Ring Rd West, Garden City, NY, or from the online GSNC SHOP. If you are purchasing online, be sure to contact the GSNC Shop as sizes vary from level to level. Email shop@gsnc.org.

- ☐ Tunic (only applicable to Daisies): \$ enter purchase price for parents
- ☐ Vest: \$ enter purchase price for parents
- ☐ Sash: (only applicable for Brownies, Juniors, Cadettes, Seniors, and Ambassadors) \$ purchase price for parents
- ☐ Troop Numbers: (insert your troop number here for parents) \$ (insert cost of individual troop number amount here for parents) x 4 numbers = \$ (total amount)
- ☐ American Flag: \$ enter purchase price for parents
- ☐ Council ID Set: \$ enter purchase price for parents
- ☐ Insignia Tab: \$ enter purchase price for parents
- ☐ World Trefoil Pin: \$ enter purchase price for parents
- ☐ Badge Magic: (Optional) \$ enter purchase price for parents

Fees

Below is an explanation of the GSUSA/GSNC Membership Fees versus the troop dues fee. We are explaining this below, as it is important to understand the difference between the two.

GSUSA/GSNC MEMBERSHIP FEES

For girls to become a registered Girl Scout, there is a membership fee of \$40. \$25 goes to Girl Scouts of the USA and \$15 goes to Girl Scouts of Nassau County. None of this goes to our troop!

TROOP DUES

Troop dues is a lump sum of money that does go to our troop. Troop leaders ask parents to provide troop dues, so they can fund any materials needed for troop meetings, activities the girls participate in, and the cost of what girls will be earning, (e.g. badges, awards, and patches, etc.).

Our troop dues will cost: \$ (enter total troop dues fee)

The funds from our troop dues will go toward the following items selected below.

- ☐ Meeting materials- \$ (enter purchase price for parents next to each item)
(list meeting materials here)
- ☐ Petal Set: \$ _____
- ☐ Pins: \$ _____ (list all pins here)
- ☐ Badges: \$ _____ (list all badges here)
- ☐ Awards: \$ _____ (list all awards here)
- ☐ Journey Awards: \$ _____ (list all Journey awards here)
- ☐ Patches: \$ _____ (list all patches here)
- ☐ Membership Star and Disc: \$ _____ (list membership star and disc here)
- ☐ Other: \$ _____ (list all other troop dues items here)

Trips *(All trips may not be listed; we will contact you to inform you of any additional trips we decide to schedule.)*

Trips and Fees:

| <u>(list cost of each trip here)</u> | <u>(list trip name and date here for each trip)</u> |
|--------------------------------------|---|
| _____ | _____ |
| _____ | _____ |
| _____ | _____ |
| _____ | _____ |
| _____ | _____ |
| _____ | _____ |
| _____ | _____ |

Meetings

All meetings may not be listed, we will contact you to inform you of any additional trips we decide to schedule.

Meeting Dates

| | |
|--------------|------------------|
| Jan: _____ | July: _____ |
| Feb: _____ | August: _____ |
| March: _____ | September: _____ |
| April: _____ | October: _____ |
| May: _____ | November: _____ |
| June: _____ | December: _____ |

Make up meetings: If your daughter misses a meeting, we will send you the activities she needs to complete. You can then facilitate the lesson with her at home.

Volunteers Needed

We need your help, to ensure the troop runs smoothly. The below volunteer positions are needed. Please sign up below.

Approved Adult Volunteers: need to register and complete a criminal background check and complete required training specific to their role.

Troop Cookie Managers

Name: _____
Name: _____

Troop Mags and Munchies Managers

Name: _____
Name: _____

Adult Volunteers: need to register and complete a criminal background check.

Troop Meeting Helpers:

(help run a meeting, set-up, snack distribution)

Name: _____
Name: _____

Name: _____
Name: _____

Trip Chaperones:

Name: _____
Name: _____

First Aid Trained Adult:

Name: _____
Name: _____

One-Time Visitors/Helpers: *don't need to complete registration, a criminal background check or training.*

Guests:

Name: _____
Name: _____

Speakers:

Name: _____
Name: _____