


*Girl Scouts of Nassau County
presents:*



Exploring Diversity Through Dining



Girl Scouts of Nassau County Mission Statement



Girl Scouts®
Where Girls Grow Strong™

The council exists to offer all girls in Nassau County an opportunity to realize their full potential.

It seeks to enable them to understand and become better prepared for the realities of their lives in a changing world, through activities that are consistent with the Girl Scout philosophy.

Acknowledgement

Through the generosity of The Roslyn Savings Foundation the Tastebuds Patch Program was designed and developed by Girl Scouts of Nassau County.



© 2002 Girl Scouts of Nassau County, Inc. "Tastebuds" was especially designed for the Girl Scouts of Nassau County, Inc. Contents developed by Meredith Gordon, MSW. Activities are only to be used within the context of Girl Scouts. All rights reserved. No parts of this manual may be reproduced without the written permission of the Girl Scouts of Nassau County, Inc.




Table of Contents

Introduction	3
How to Earn the Patch	4-5
Appetizer	6
Salad	6
Main Course	7
Dessert	7
A La Carte Activities	8
Program Links	9

The Girl Scout Promise

On my honor, I will try:
To serve God and my country,
To help people at all times,
And to live by the Girl Scout Law.

The Girl Scout Law

I will do my best to be
honest and fair,
friendly and helpful,
considerate and caring,
courageous and strong, and
responsible for what I say and do,
and to
respect myself and others,
respect authority,
use resources wisely,
make the world a better place, and
be a sister to every Girl Scout.



Hungry to learn more about other countries and cultures?

Girl Scouts of Nassau County's
Tastebuds Patch Program
has all the ingredients
for fun and understanding!

To your troop:

- add some tidbits of information
- stir in some sharing
- mix well with a restaurant visit
and voilà!...

You've got the recipe for success!



To Earn The Tastebuds Patch:

Brownie Girl Scouts

*Complete one activity
from each course*

- Appetizer
- Salad
- Main Course



Junior Girl Scouts

*Complete one activity
from each course*

- Appetizer
- Salad
- Main Course
- Dessert



Cadette and Senior Girl Scouts

*Complete one activity
from each course*

- Appetizer
- Salad
- Main Course
- Dessert
- A La Carte Activities

To Earn The “Yummy,” “Tasty,” “Great” Bars:

Repeat the program activities for a different cuisine or culture. Add a bar for every new cuisine.

Once you and your girls have identified a country or region you would like to learn more about, identify a restaurant you would like to visit that serves this type of cuisine.

Contact the restaurant to arrange a visit or register for Tastebuds restaurant program offered through Girl Scouts of Nassau County. Before your visit, review the activities required to earn the Tastebuds patch for your Troop/Group's program level. After completing the requirements, with input from girls, fill in the program evaluation form.

To purchase your patches, bring the completed evaluation to the Girl Scout Shop at the Service Center:





Girl Scouts of Nassau County
110 Ring Road West
Garden City, NY 11530



**Now, open this menu (and your horizons)
as you explore a world of new tastes.**






Appetizer - Prepare For Your Visit



-  Invite someone from the country/region you have chosen to visit your Troop. Interview him/her to learn more about his/her country/region. Find out what is it like to live there. What are some of their favorite foods?
-  Have your Troop visit a museum exhibit on the country/region about which you are learning.
-  Watch a video or visit a Web site that pertains to the country/region.
-  If the restaurant provides activities as a pre-requisite to your visit, do those instead of the activities listed above.

Salad - Learn More About the Culture






-  Go to your local library and review the cookbooks. How does the food differ from what you are used to? What are some of the spices used? Are they different from what is used in your house?
-  Research the traditional dress of the country/region about which you are learning. Draw pictures of different clothing styles.
-  Learn about the currency of the country/region you are studying. Compare it to U.S. Dollars. Practice counting it.

Main Course - Visit the Restaurant

-  Learn how food is prepared in that country/region.
How is it different from the way we prepare food?
What special equipment is used in food preparation?
Why are certain spices/ingredients used and not others?
Taste the food.
-  Look at the decor of the restaurant.
Are there clues to the type of cuisine they serve?
Are there foreign words on the menu?
Ask your server to explain some of the terms.
Taste the food.





Dessert - Sharing What You Learned

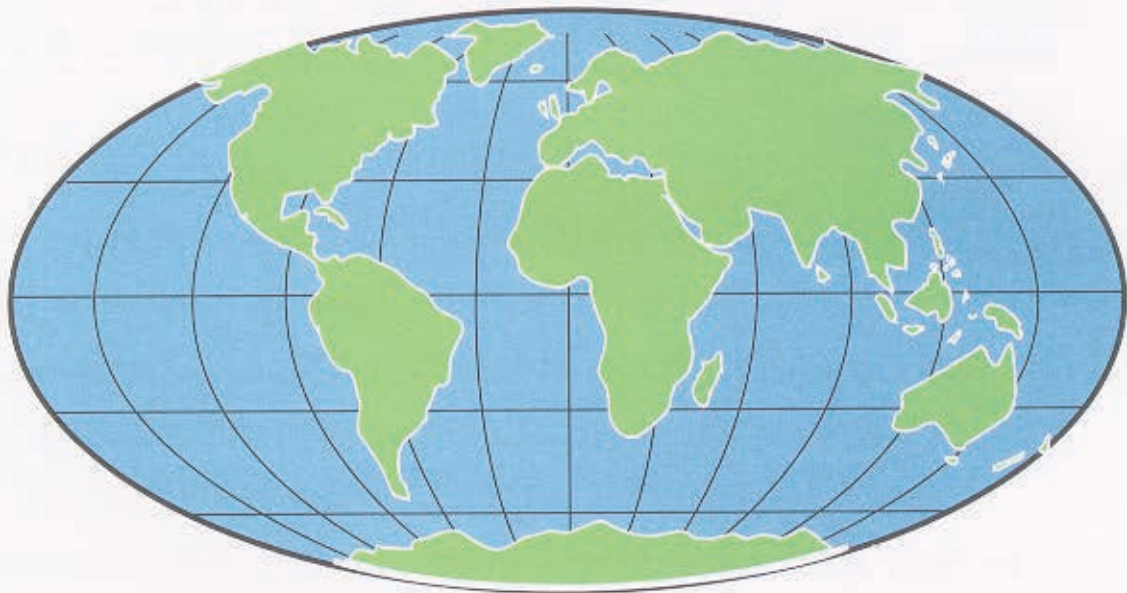


-  Have your Troop/Group develop a poster or booklet about the country/region you have studied.
Include information you learned at the restaurant.
-  Prepare a dish from that country/region and share it with your Troop/Group or family.
-  Create a radio or television commercial advertising the restaurant. Include highlights of the things you learned.

A La Carte Activities

(Extend your experience)

-  Have your troop locate and visit a business that specializes in different foods from around the world.
-  Develop a cookbook of the girls' favorite dishes from their background.
-  Visit a supermarket/store that has an ethnic food section. Do you recognize any of the foods? Spices?
-  Write a restaurant review of the food as well as the atmosphere of the restaurant that your Troop/Group visited. Indicate any special cultural features you noticed.



Working with your Troop/Group on the
Tastebuds: Exploring Diversity Through Dining

can help your girls work towards the following
Girl Scouts of the USA proficiency awards:

Brownie Girl Scouts

Try-its for Brownie Girl Scouts

Around the World

Pg. 146

Manners

Pg. 68

Junior Girl Scouts

Junior Girl Scout Badge Book

Celebrating People

Pg. 44

Global Awareness

Pg. 15

Let's Get Cooking

Pg. 186

Cadette and Senior Girl Scouts

Interest Projects for Cadette and Senior Girl Scouts

A World of Understanding

Pg. 108

Creative Cooking

Pg. 54

The Food Connection

Pg. 60



Girl Scouts[®]
Where Girls Grow StrongSM



Girl Scouts[®]
Where Girls Grow StrongSM

Girl Scouts of Nassau County, Inc.
110 Ring Road West, Garden City, NY 11530-3296
(516) 741-2550 • Fax: (516) 741-2207
www.gsnc.org